

## PURPOSE-BUILT MINING EQUIPMENT



**GETMAN CORPORATION'S PROSHOT™ CONCRETE SPRAYER** is designed to apply a consistent, quality layer of sprayed concrete in all underground mines and tunnels. This innovation features an unparalleled boom coverage area, extending the spray coverage in standard drifting situations. Optimal boom positioning minimizes material waste, improving coverage when shooting blind corners and bulkheads.

The ProShot Concrete Sprayer features an accelerator dosing system that automatically synchronizes to the concrete pump output without requiring further operator input. The unit's design advances reflect Getman's 65 years of service to the mining industry. ProShot meets the challenge of maintaining a balance between a maneuverable chassis size and a layout that facilitates safe and easy daily maintenance.



## TECHNICAL SPECIFICATIONS

### ENGINE ACCESSORIES

- Cummins QSB 4.5 Engine - 90 kW (121 hp), T3
- Alternator - 24V 150A
- Fuel/water separator
- Cooling system with extended life coolant and overflow bottle
- Exhaust after-treatment
- Dual element dry air cleaner with air restriction sensor
- Automatic warning (audio/visual) for high engine temperature or low engine oil pressure
- 265 L (70 gal) fuel tank with self-closing cap; ground level fill
- Engine oil fill and check from ground level
- Ansul LVS FSS tied to engine shutdown

### AXLES AND TIRES

- Planetary drive axles (set), Dana 112
- Full set 10.00 x 20 mine service tires

### INDEPENDENT BRAKING SYSTEMS

- Fully hydraulic wet disc brakes on each axle; spring applied hydraulic released wet disc secondary and park brake
- Automatic brake application (ABA) occurs upon fire suppression activation or loss of hydraulic accumulator pressure, transmission pressure, or electrical power

### FULL REVERSING POWERSHIFT TRANSMISSION

- Dana Clark T20, 3-speed transmission
- 4-wheel drive

### HYDRAULIC SYSTEM

- Closed center hydraulic circuits; load sense hydraulic pumps
- 189 L (50 gal) hydraulic reservoir with level sensor and sight gauges
- In-tank filter, 10 micron rating
- In-line high-pressure filters on steering/brakes
- Sensors and diagnostic test ports with quick couple Parker fittings for each axle, service & park brake pressure, hydraulic pump(s)

### STICK CONTROLLED ARTICULATED STEERING

- Tapered roller bearing articulation joint
- Two (2) double acting steering cylinders
- Electric joystick controls

### OPERATOR STATION

- Two-position mechanically adjusted, forward-facing driver seat set at 45° with armrests, one set of pedals, and adjustable lap seat belt
- Canopy: ROPS/FOPS certified (ISO 3449, ISO 3471, AS2294.2-97, and CSA B-352)
- 3-point contact to enter/exit cab
- Vibration dampened, rubber-mounted cockpit
- Optional pressurized enclosed cabin with heating and air conditioning

### INSTRUMENTS AND ELECTRICAL SYSTEM

- Two emergency stops
- Point to point wiring
- Process System Monitoring with dual displays; monitors shotcrete system settings and provides continuous feedback and alerts to operator while spraying
- Maintenance-free 12 V batteries
- LED lighting package (IP69K rated): 2x 4500lm front headlights, 2x 4500lm front work lights, 2x 4500lm boom lights, 2x 4500lm rear headlights, 2x 900lm rear rib lights & 1x 4500lm hopper light with separate on/off switch @ hopper
- Two (2) LED red tail/brake lights
- LED strobe light w/guard (amber); second LED micro strobe light w/guard (clear); operates when battery isolator is off
- Back-up camera
- Horn

### GENERAL EQUIPMENT

- Variable audio backup alarm (87-112dBA)
- 2.3 kg (5 lb) fire extinguisher
- Wheel chocks

## PROSHOT SPRAYING SYSTEM DETAILS

### WET SHOTCRETE PUMP

- Schwing 301: 20m<sup>3</sup> (25.8yd<sup>3</sup>) theoretical output
- Cylinder bore/stroke: 178 x 500mm (7 in x 20 in)
- Auto Lube pump w/manual override button located by hopper controls
- Hopper capacity: 283 L (10 ft<sup>3</sup>)
- Outlet: 127 mm (5 in)
- Fixed height hopper position: 1090 mm (43 in)
- Hinged grate on hopper
- Hopper vibrator

### MATERIAL LINE

- 127 mm - 63 mm (5 in - 2.5 in) tapered reducer mounted on durable guides/supports
- Quick clamp removable cleanout pipe segment w/locking pin

### ADMIXTURE DOSING PUMP

- Peristaltic pump with customized presets for dosing
- Getman dosing software manages all variables of spraying and graphically displays process
- 700 L (185 gal) stainless steel tank

### CONTROLS

- Wireless remote (uses C cell batteries) and back-up umbilical cord

### FORM OIL SPRAY PACKAGE

- 37.8L (10 gal) tank, pneumatic spray (pressure vessel)
- 15 m (50 ft) reel and wand

### AIR SYSTEM

- 1.25 in hose coupler for mine air hook-up w/hose wrap “antlers”

### MINE WATER SUPPLY SYSTEM

- 1” hose coupler for mine water hook-up w/hose wrap “antlers”
- Mine water supply to pump hopper and hydraulic driven high pressure pump
- 15 m (50 ft) reel and high pressure wand

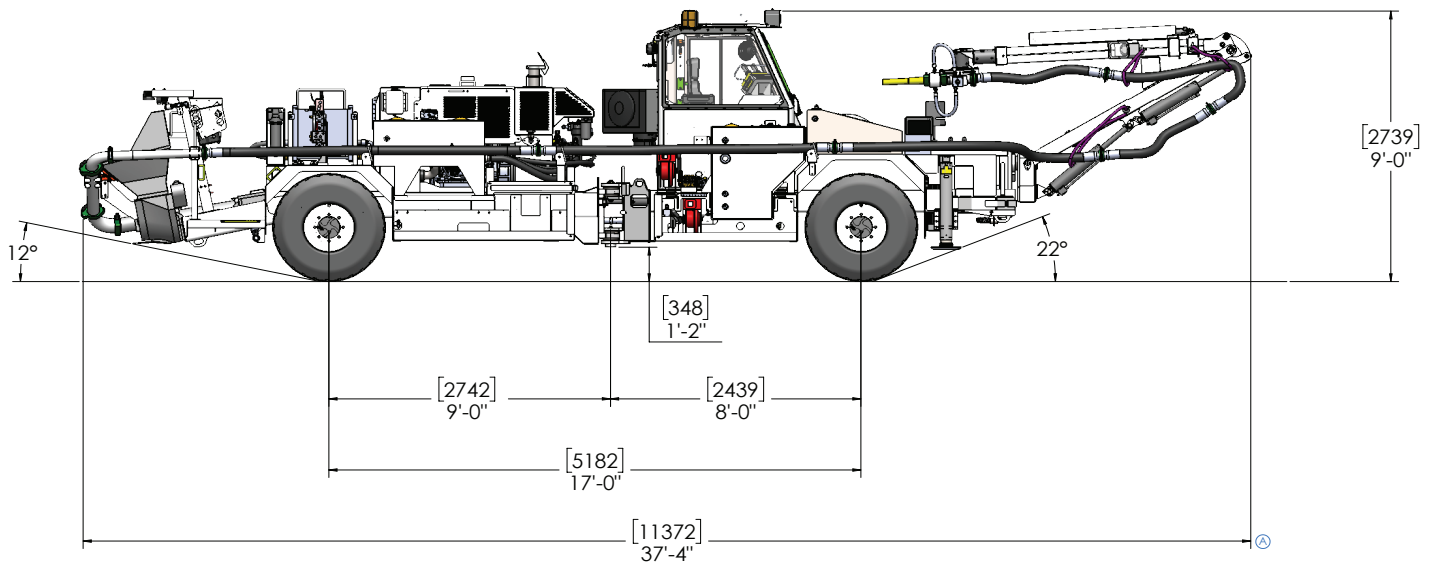
### NOZZLE

- 64 mm (2.5 in) concrete hose, 64 mm (2.5 in) diffuser, and 45 mm nozzle tip equipped with admixture and compressed air connections
- 360° nozzle rotation with 120° tilt
- Automated nozzle oscillation

### ROBOTIC BOOM FEATURES

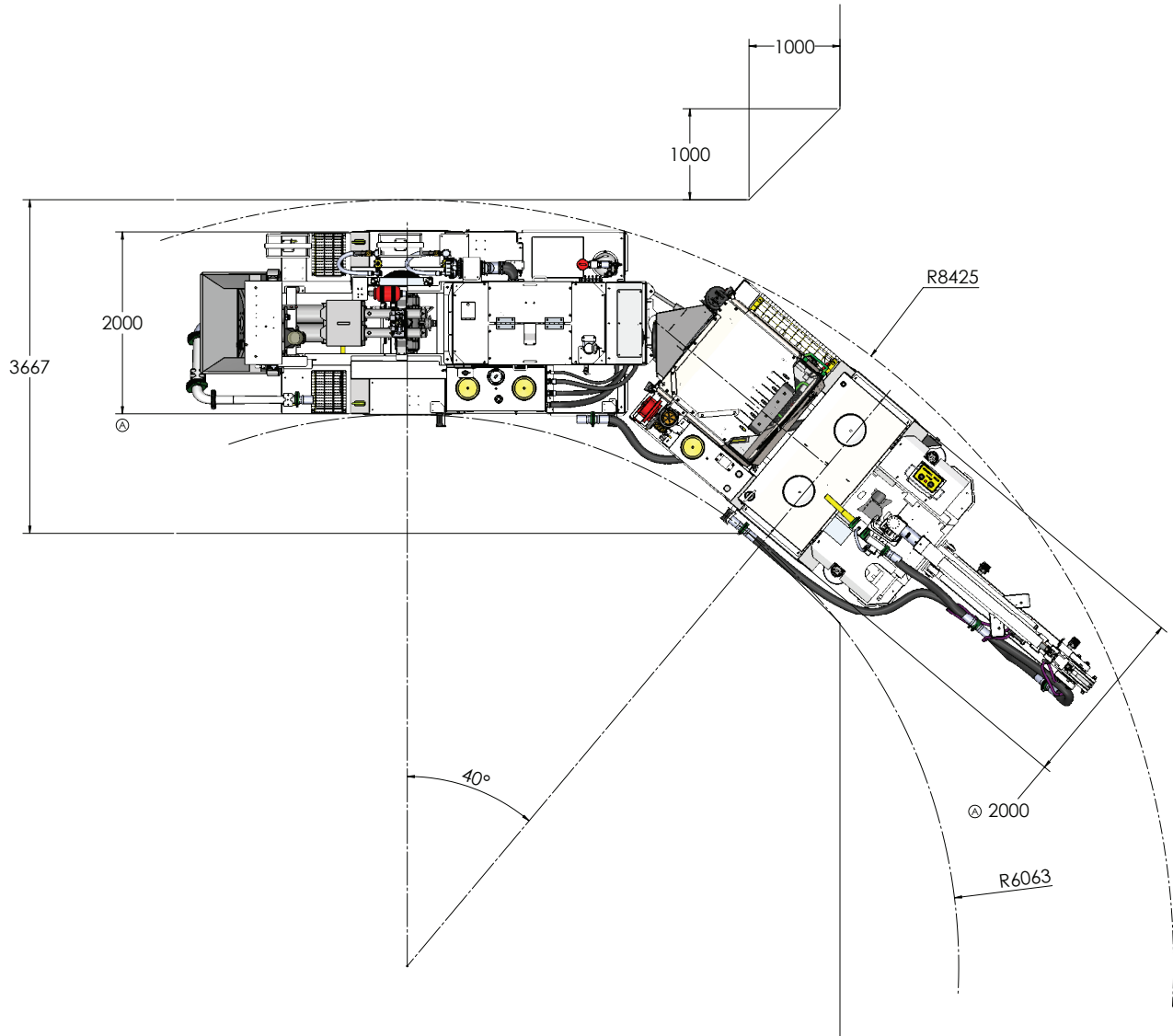
- Coverage envelope with telescoping boom parallel (H x W x D): (5.5 m x 8.6 m x 2.5 m) (216 in x 339 in x 323 in)
- Max vertical spray reach: 10.5 m (413 in)
- Minimum boom unfold 3.7 m x 3.7 m (146 in)
- Stowed boom height 2540 mm (100 in)
- System allows washdown of ribs and back using existing nozzle/water line

## DIMENSIONS AND MANEUVERABILITY



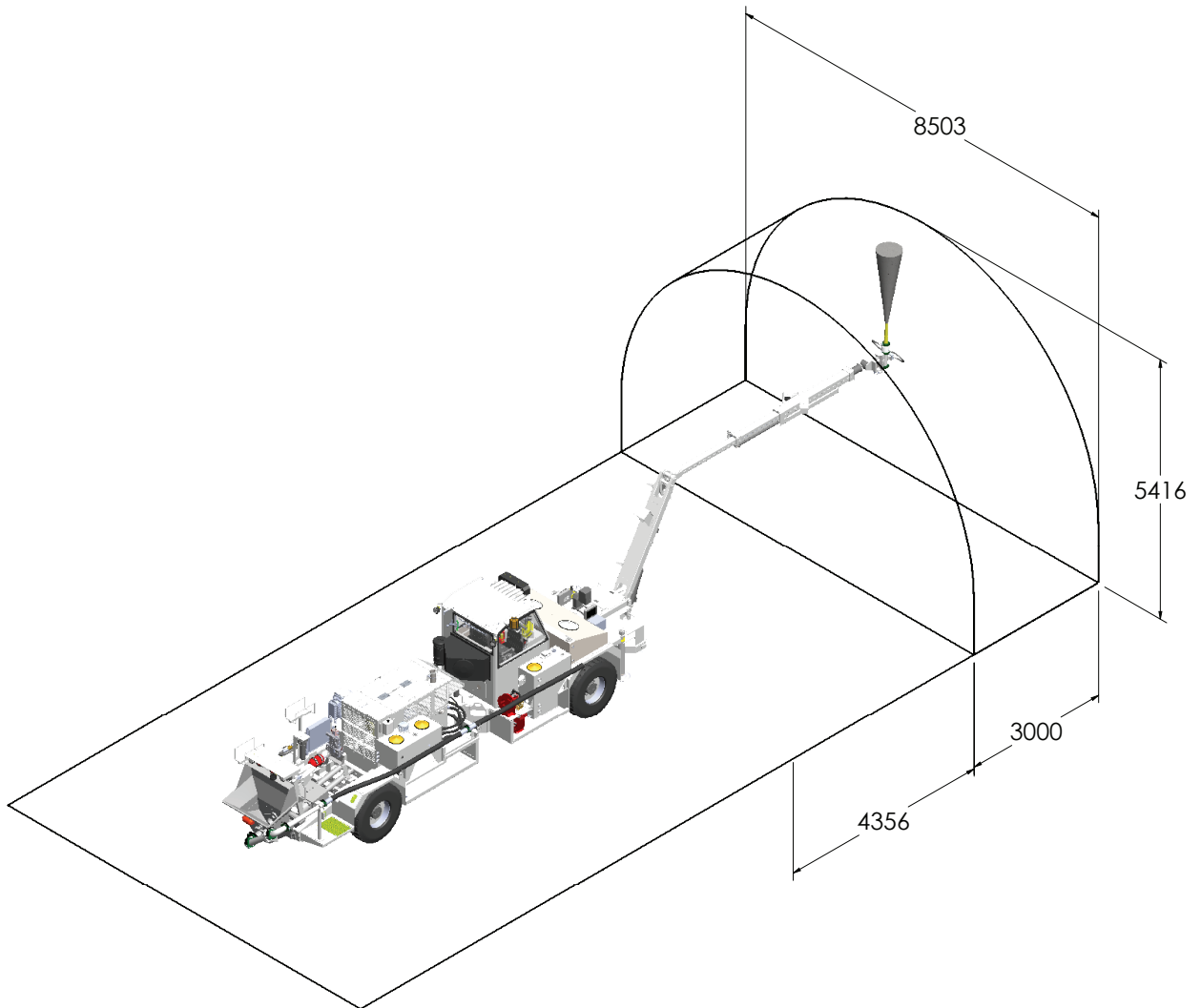
<b>MACHINE LENGTH</b>	11372 mm	448 in
<b>WHEELBASE LENGTH</b>	5182 mm	204 in
<b>GROUND CLEARANCE</b>	348 mm	14 in
<b>MACHINE HEIGHT</b>	2738 mm	108 in
<b>MACHINE WIDTH</b>	2000 mm	78 in

## DIMENSIONS AND MANEUVERABILITY

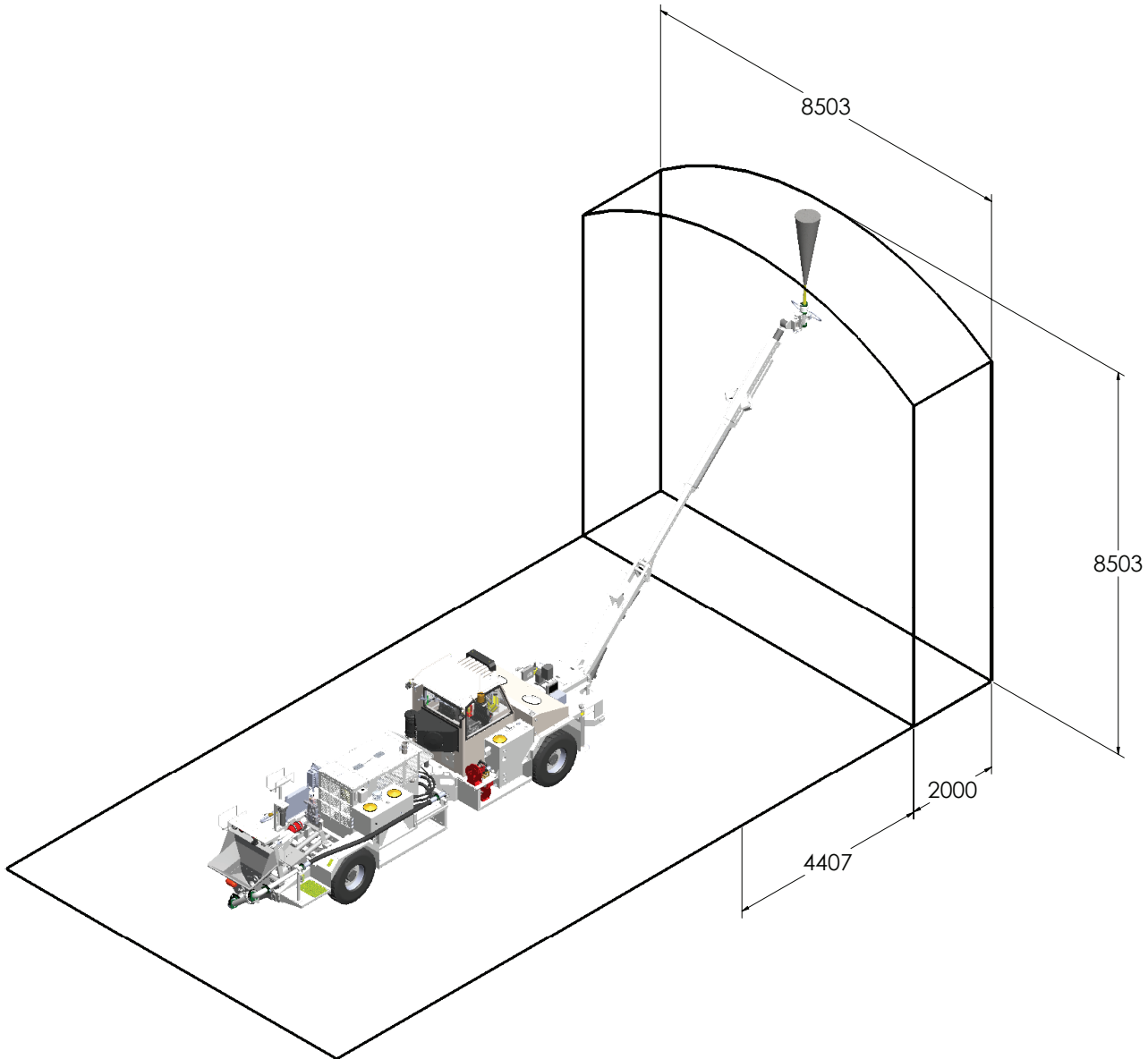


<b>MACHINE WIDTH</b>	2000 mm	78 in
<b>INNER TURNING RADIUS</b>	6063 mm	239 in
<b>OUTER TURNING RADIUS</b>	8425 mm	332 in

## NORMAL COVERAGE ENVELOPE



## UPPER COVERAGE ENVELOPE





## ABOUT GETMAN CORPORATION

Getman Corporation is a global supplier of mobile mining machinery, offering customer-specific solutions to underground mines in the production and production support classes of equipment. All Getman machines are designed with extensive research and development and supported by over 65 years of experience in serving the underground mining industry.

Through a network of distributors, Getman sells and supports products on six continents, offering exceptional product solutions and following up with world class aftermarket support. At Getman Corporation, designing and building vehicles for the underground mining industry is what we do. We take pride in being the preferred supplier of underground production and production support equipment to miners globally by offering

customer-specific, value-driven and long-lasting solutions. For more information contact your Getman distributor or email us at [info@getman.com](mailto:info@getman.com), or visit our website at [getman.com](http://getman.com).

For parts or service support, email [parts@getman.com](mailto:parts@getman.com) or [service@getman.com](mailto:service@getman.com).

Getman Corporation assembled this datasheet with the intention of passing along the most accurate information possible, however this document shall not be binding in any way and shall be considered informational only. All values stated herein are theoretical in nature. All orders are accepted based on the terms and conditions set forth in the individual purchase or sales agreement. Getman reserves the right to make changes to the specification herein at any time and without further notification.

Pictured machines in this document may contain optional and additional equipment.

# GETMAN

**GETMAN CORPORATION**  
59750 34th Avenue  
Bangor, MI 49013 USA

Tel +1 (269) 427-5611  
[info@getman.com](mailto:info@getman.com)  
[getman.com](http://getman.com)