



SANDVIK TH430 UNDERGROUND TRUCK



RELIABLE AND PRODUCTIVE

Designed for the underground

The TH430 is a reliable, hard-working dump truck specifically designed for underground conditions. With its robust structure, compact size and fit-for-purpose components, the truck is tailored to meet the productivity targets in challenging environments. The truck's new heavy-duty axles, using limited slip differentials to maintain traction, improve availability and reduce total costs of ownership.

High payload capacity and ramp speeds

Equipment low own weight, 30 tonne payload capacity and high ramp speeds enable increased productivity. The standard Tier 2 engine with a gross power of 310 kW makes it the most powerful mining truck in its size class. Low own weight and high power enable high tramming speed up a decline, shortening cycle times. High engine peak torque and torque rise allow less downshifting and better acceleration, while the transmission automatic gear shifting and torque converter lock-up ensure fast speeds. Peak torque delivered at low engine rpm improves fuel economy and reduces noise.



Maximum utilization of rated payload

To ensure maximum utilization of the rated payload on every trip, the TH430 can be equipped with Sandvik's Integrated Weighing System (IWS) for trucks. For an accurate result, the IWS considers the environmental temperature and the truck's inclination angle, and it is equipped with three-point measurement of the weight in the box. Real time weighing and signal lights – red, orange and green – advise the loader operator to ensure the rated capacity is reached before moving forward. In addition to accurately measuring the payload when loading the box, the IWS records the results to My Sandvik Digital Services Knowledge Box™. The Knowledge Box™ can transfer this production monitoring data through Wi-Fi connection for access via My Sandvik internet portal. Alternatively, data can be downloaded manually in the operator's compartment onto a USB stick.

Full range of box options

Sandvik dump boxes are designed with extra volume; using a 90% fill factor in the box selection ensures the truck can be loaded to its full 30 tonne capacity, and reduces spillage during tramming. The smooth box design improves material flow when dumping. Reinforced steel structures use wear resistant steel for extended box lifetime. Optional ejector box is available for backfilling and unloading in areas of restricted dump height.



SUPERIOR OPERATOR ENVIRONMENT & SAFETY

PREMIUM ERGONOMICS

The modern cabin of the TH430 offers premium operator ergonomics. Low noise levels in the cabin, comfortable seat with low frequency pneumatic suspension to perfectly match the operator weight, adjustable steering wheel (tilt and telescopic) and arm rests as well as air conditioning system supplying fresh air; all help to reduce operator fatigue.

FOR OPERATOR SAFETY

The cabin uses dust and noise resistant upholstery materials, is ROPS and FOPS certified to protect the operator in case of roll over or falling objects, has laminated safety glass windows, emergency exits, and illuminated cabin entrance with three-point contact handles and anti-slip steps. The door system features a magnetic interlock switch, which automatically applies brakes when the cabin door is opened.

EXCELLENT VISIBILITY

A 5.7" LCD color display with adjustable contrast and brightness has all the needed information and alarms on one display, giving the operator more time to keep eyes on the road. Large windows and mirrors provide good visibility from the cabin, supported by efficient, adjustable LED lights as standard. To further improve operator visibility, the truck is equipped with reversing and right-hand side cameras as standard. For cold conditions, an optionally available cold conditions package helps to keep windows and mirrors free of ice and mist.

FIRE SAFETY

Significant efforts have been put to achieve top-level fire safety in the TH430. These include e.g. isolation of combustibles and ignition sources, heat insulation on exhaust manifold and turbo, and insulated exhaust pipe.

For fire suppression, Eclipse™ from Sandvik is available as an option. The Eclipse™ equipped with Sustain fire suppression agent is a sustainable choice, as it is the world's first fluorine-free fire suppression liquid for mobile equipment. For environmental conditions where the temperature may drop under zero, the Eclipse™ Extreme provides fire protection.



DATA & CONNECTIVITY

Equipped with Sandvik Intelligent Control System as standard, the TH430 answers to today's demands for data, connectivity and digitalization.

KNOWLEDGE BOX™

The Knowledge Box™ onboard the TH430 transfers monitoring data through a Wi-Fi connection to the My Sandvik internet portal for visualization of fleet health, productivity and utilization.

OPTIMINE®

OptiMine® is the most comprehensive solution for optimizing underground hard rock mining production and processes. It integrates all assets and people - including Sandvik and non-Sandvik equipment - delivering descriptive and predictive insights to improve operations. OptiMine® is interoperable and able to connect to any system and technology, including Newtrax IoT devices, providing a real-time view of mining operations. It is an open and scalable modular suite that gives you flexibility to expand and work with a full range of equipment, systems and networks.

PROXIMITY DETECTION SYSTEM INTERFACE

A Proximity Detection System (PDS) interface option is also available on the TH430 for mines to interface with their site PDS system. The PDS interface offers easy installation and connection to the Sandvik Intelligent Control System with the capability to slow down and stop the truck on the signal from a PDS system.

MY SANDVIK DIGITAL SERVICE SOLUTIONS 365

My Sandvik Digital Service Solutions are designed to help you maximize your productivity, operational efficiency and safety. Once activated, the Knowledge Box™ on board the TH430 collects and transfers equipment data into easy-to-use knowledge about your fleet's performance in the form of dashboards.



EASE OF MAINTENANCE

SMART MAINTENANCE

To minimize the need to move around the machine or use special tools, the 5.7" touch screen color display in the operator's compartment provides service information, easy system diagnostics and alarm log files, as the Sandvik Intelligent Control System monitors the equipment health and provides early warnings. The control system user interface is available in 17 different languages.

An automatic brake test with diagnostics and logging can also be performed from the display.

EASY TO CLEAN COOLERS

The TH430 has an easy-to-clean engine cooler with swing out fans to allow effective cleaning. Designed for high ambient temperatures, the V-tube radiator features replaceable copper tubes for fast and easy repair. Corrosion resistant brass tubes are included in the optional harsh condition package.

GROUND LEVEL DAILY MAINTENANCE

The truck is designed for ground level daily maintenance with smart placement of key service areas and maintenance accesses. Standard features improving work safety include lockable main switch, articulation lock, box support and wheel chocks, among others. An efficient Power Core engine filter is housed well within the frame for impact protection, and it utilizes an ejector valve system for increased filter lifetime. An optional fast filling system for fuel and oils increases equipment availability by reducing fueling time by up to 80% as well as eliminating fuel and oil spills.



SAFETY ON TOP

When getting to the top of the truck is necessary, the access system with 3-point contact high contrast handles and anti-slip steps provides steady grip. The top covers are perforated to reduce risks for slipping, and where perforation is not practical, anti-slip tapes are fitted.

Further, the truck can be equipped with rails to improve safety on top of the equipment. The rails are folded down for driving and set up for service work. Safety rails are recommended for all conditions.



OPTIMIZED GREASE CONSUMPTION

The standard Automatic Central Lubrication System optimizes grease consumption and extends the life of the bushes and bearings. Activated by Sandvik Intelligent Control System when park brake is released, hard to reach areas are well lubricated and service time is reduced.

MAINTENANCE KITS AND PERFORMANCE FLUIDS

Tailor-made maintenance kits include all relevant parts and other materials for planned maintenance.

Sandvik Performance Fluids preserve the machine's high performance. Smooth operation throughout its lifetime can be ensured with Sandvik Long-Life Engine, Transmission and Hydraulic Oils, which are available in different viscosity grades.

LOW COST OF OWNERSHIP

ROBUST AND RELIABLE POWERTRAIN

This truck is equipped with new heavy-duty axles to improve availability, extend axle lifetime and reduce total costs of ownership. Compared to the previous model, the new axles provide higher spindle capacity, higher drive head torque capacity, and higher wheel bearing capacity.

FEA OPTIMISED FRAMES

The TH430 welded steel box structures used in the frame provide strong resistance to shock loads and are optimized to reduce stresses and extend frame lifetime. The frames are computer designed using Finite Element Analysis (FEA) and made of high strength structural steel for superior strength to weight ratio.

LONGLIFE STEEL PIPING

Extensive use of hydraulic steel piping throughout the truck delivers longer lifetime and easier maintenance access than hydraulic hoses.

SUPERIOR BRAKING POWER

As all Sandvik trucks, also the TH430 is equipped with spring applied hydraulic release brakes for safer braking. An automatic electric retarder is available as an option to prevent brake hydraulics from heating and to reduce brake wear. Further, top speeds can be reduced by an optional gear limiting to improve safety in narrow tunnels and on rough roads.

FUEL EFFICIENT TIER 2 ENGINE FOR HIGH ALTITUDES

A robust 310 kW Tier 2 Volvo engine with catalytic purifier and muffler delivers long engine lifetime in underground conditions. This fuel efficient 13 litre engine is also calibrated for use in high altitude conditions to maintain performance, low emissions and reliability.

LOW EMISSION TIER 4I ENGINE

For areas where Ultra Low Sulphur fuel is available, 315kW Tier 4i engine from Volvo offers low MSHA and CANMET ventilation rates. This engine's exhaust after treatment system consists of a selective catalytic reduction system (SCR) using diesel exhaust fluid to reduce emissions of nitrogen oxides. The SCR delivers compliance with Tier 4i emission regulations, without sacrificing performance or fuel efficiency.

EFFICIENT COOLING FOR INCREASED PERFORMANCE

Separate brake, hydraulic and transmission cooling provides increased performance in hot conditions. A more efficient cooling circuit leads to lower oil temperatures, reducing stress on the system, extending component lifetimes, and minimizing oil leaks.



SANDVIK 365 PARTS & SERVICES

PROUDLY KEEPING YOU ON TRACK!

Sandvik 365 Parts & Services offer a variety of possibilities to enhance your truck's performance. As an OEM, we provide the best-suited choices to preserve your machine's high performance throughout its lifetime. These consist of highly skilled service specialists supporting you 365 days a year, all using Sandvik Genuine parts and components complemented by a range of robust tools. In addition, you get to enjoy the benefits of advanced digital services and a global infrastructure dedicated to keeping your Sandvik fleet on track.

BENEFIT FROM OUR 365 SOLUTIONS

Our Sandvik 365 Parts & Service solutions will enable your equipment to function safely at peak condition and allow you to achieve the most demanding production targets. Our aftermarket portfolio attends all possible needs throughout your equipment's lifecycle, ranging from the most basic and traditional offerings to the most sophisticated ones.

YOUR EQUIPMENT UPTIME IS OUR FOCUS – SANDVIK 365 COMPONENT SOLUTIONS

We have all your key components available to you under our various commercial offerings to suit your needs. Whether you have an ad-hoc failure or you are planning your maintenance in advance – we can assist, manage your components to maximize your uptime.

MAXIMIZE YOUR PRODUCT LIFETIME WITH SANDVIK 365 REBUILD SOLUTIONS

One of the most effective ways to optimize equipment lifecycle lies in the quality and range of the Sandvik Rebuild Solutions. Planning and executing rebuilds at optimal intervals helps you keeping your equipment's operating cost and productivity on track. A rebuild by the manufacturer can optimize your total cost of ownership (TCO) and increase the level of predictability around our fleet lifecycle.

CHOOSE FROM OUR RANGE OF SERVICE AGREEMENTS

With Sandvik Service Agreements, you can improve productivity and minimize unplanned downtime by making use of our expertise, systems and processes. They can be adapted to the specific level of support you require – helping you proactively manage your fleet and avoid any unexpected surprises.

GAIN PRODUCTIVITY THROUGH CONNECTIVITY

365 My Sandvik Digital Service solutions will provide you with visualization of fleet utilization, productivity, safety and health on 24/7 basis. The digital service dashboards can be accessed through the My Sandvik customer portal, where you can subscribe to My Sandvik Insight or Productivity. This way, My Sandvik Digital Service Solutions enable you to minimize unplanned downtime and set exact targets for improvement.



TECHNICAL SPECIFICATION

SANDVIK TH430

The TH430 is a reliable, hard-working dump truck specifically designed for underground conditions. With its robust structure, compact size and fit-for-purpose components, the truck is tailored to meet the productivity targets in challenging environments. The truck's new heavy-duty axles, using limited slip differentials to maintain traction, improve availability and reduce total costs of ownership.

The truck is equipped as standard with an enclosed and air conditioned cabin for increased operator safety and comfort. The cabin uses dust and noise resistant upholstery materials and is ROPS and FOPS certified to protect the operator in case of roll over or falling objects.

Equipped with Sandvik Intelligent Control System and a 5,7" display as standard, the TH430 answers to today's demands for data, connectivity and digitalization. The touch screen color display in the cabin provides service information, easy system diagnostics and alarm log files, as the Sandvik Intelligent Control System monitors the equipment health and provides early warnings.

The TH430 is an ideal choice for:

- Ramp or level production haulage in medium sized mines
- Mine development projects in medium and large mines
- Tunneling projects with restricted headroom
- Three pass loading with LH410 loader

CAPACITIES

Maximum payload capacity (SAE heaped 2:1)	30 000 kg
Standard dump box	14.5 m ³
Dump box range	14 - 18 m ³

SPEEDS (LEVEL/LOADED) with Volvo TAD1342VE Tier 2

1st gear	6.6 km/h
2nd gear	11.7 km/h
3rd gear	20.5 km/h
4th gear	36.6 km/h

DUMP BOX MOTION TIMES & MOVEMENTS

Discharging time	14 sec
Dumping angle	61°


OPERATING WEIGHTS *

Total operating weight	29 500 kg
Front axle	21 900 kg
Rear axle	7 600 kg

LOADED WEIGHTS *

Total loaded weight	59 500 kg
Front axle	29 200 kg
Rear axle	30 300 kg

* Unit weight is dependent on the selected options



OPERATIONAL CONDITIONS AND LIMITS

Environmental temperature	From -20°C to +50°C
Standard operating altitude	With engine Volvo TAD1342VE from -1500 m to +2000 m at 25 °C without rated power derate
Standard operating altitude	With engine Volvo TAD1362VE from -1500 m to +1000 m at 25 °C without rated power derate

REQUIREMENTS AND COMPLIANCE

Compliance with 2006/95/EC Low voltage directive
Compliance with 2004/108/EC Electromagnetic compatibility directive
Compliance with 2006/42/EC Machinery directive (Equipment for EU area, achieved with relevant options)
Design based on EN 1889-1. Machines for underground mines. Mobile machines working underground. Safety. Part 1: Rubber tyred vehicles.
Design based on MDG 15. Guideline for mobile and transportable equipment for use in mines. (Equipment for Australia, achieved with relevant options)
Electrical system based on IEC 60204-1. Safety of machinery – Electrical equipment of machines – Part 1: General requirements
CONTAINS FLUORINATED GREENHOUSE GASES (closed cabin option) Refrigerant R134a under pressure max 38 bar/550 PSI: Filled weight: 2,0 kg CO ₂ e: 2,860 tons GWP: 1430 Information based on the F Gas Regulation (EU) No 517/2016

POWER TRAIN

ENGINE

Diesel engine	Volvo TAD1342VE Tier 2
Output	310 kw (416 hp) @ 2100 rpm
Torque	2005 Nm @ 1260 rpm
Number of cylinders	In-line 6
Displacement	12.8 l
Cooling system	Liquid cooled
Combustion principle	4-stroke, direct injection, turbo, after cooler
Air Filtration	Dry type
Electric system	24 V
Emissions	Tier 2, Euro Stage II
Ventilation rate (Ultra low sulphur diesel)	MSHA 18,500 CFM Ventilation Rate
Particulate index (Ultra low sulphur diesel)	MSHA Particulate Ventilation Index 10,500 CFM
Exhaust system	Catalytic converter with muffler
Average fuel consumption at 50% load	39 l/h
Fuel tank refill capacity	530 l

TRANSMISSION

Fully automatic transmission with electric remote shifting system. Four forward and two reverse gears.
Dana 6000 Series

CONVERTER

Dana C8000 Series with Lock up

AXLES

Front axle	Kessler D102 series spring applied hydraulic operated brakes, equipped with standard differential, oscillation
Rear axle	Kessler D102 series, standard differential, fixed

TIRES

Tire size (Tires are application approved. Brand and type subject to availability.)	26.5 R 25 E4 **
---	-----------------

HYDRAULICS

Filling pump for hydraulic oil
Door interlock for brakes
Oil cooler for hydraulic and transmission oil capability up to 50°C ambient temperature
ORFS fittings
Hydraulic oil tank capacity 265 l
Sight glass for oil level, 2 pcs

STEERING HYDRAULICS

Fully hydraulic, center articulad, power steering with two double acting cylinders. Closed-center system with a load sensing piston type pump and pilot operated orbital wheel steering.	
Steering main valve	Pilot operated
Steering hydraulic cylinders	100 mm, 2 pcs
Steering pump	Variable displacement piston pump

DUMP BOX HYDRAULICS

Fully hydraulic system, equipped with variable displacement piston pump. Oil flows to box hydraulic system from the steering hydraulics. Oil flow from the brake circuit pump is divided to the brake system and oil cooler motor.	
Hydraulic pump	Variable displacement piston pump
Control valve	Solenoid operated
Main valve	Solenoid operated
Cylinders	140 mm, 2 pcs

BRAKES

Service brakes are spring applied; hydraulically operated multi disc wet brakes on all wheels. Two independent circuits: one for the front and one for the rear axle. Service brakes also function as an emergency and parking brake. Brake system performance complies with requirements of EN ISO 3450, AS2958.1 and SABS 1589.	
Neutral brake	
Automatic brake activation system, ABA	
Electrically driven emergency brake release pump	
Foot operated brake pedal, fully modulated	
Brake oil tank capacity 76 l	

OPERATOR'S COMPARTMENT

The TH430 cabin uses dust and noise resistant upholstery materials and is ROPS and FOPS certified to protect the operator in case of roll over or falling objects. The cabin includes illuminated entrance with three-point contact handles and anti-slip steps, as well as emergency exits. In addition, the cabin is mounted on rubber mounts to reduce whole body vibration.

CABIN

ROPS certification according to EN ISO 3471
FOPS certification according to EN ISO 3449
Sealed, air conditioned, over pressurized, noise suppressed closed cabin
Sound absorbent material to reduce noise
Safety glass windows
Cabin mounted on rubber mounts to the frame to reduce vibrations
Air conditioning unit located outside the cabin to reduce noise inside the cabin
Cyclone pre-filter for A/C device
Adjustable steering wheel
No high pressure hoses in the operator's compartment
Inclinometers to indicate operating angle
Emergency exit
Floor washable with water to reduce dust
Three-point contact access system with replaceable and colour coded handles and steps
12 V output for communication radio connection
Remote circuit breaker switch

OPERATOR'S SEAT

Low frequency suspension
Height adjustment
Adjustment according to the operator's weight
Fore-aft isolation
Padded and adjustable arm rests
Adjustable lumbar support
Selectable damping
Two-point seat belt

MEASURED VIBRATION LEVEL

Whole body vibration was determined while operating the truck in a simulated working cycle consisting of loading, unloading and driving with and without load. The value is determined applying standards EN 1032 and ISO 2631-1.

Maximum r.m.s. value a_w [m/s^2], driving with load	0,64
VDV_w over 15 min period [$m/s^{1.75}$], driving with load	5,9

MEASURED SOUND LEVEL

The sound pressure level and sound power level at the operator's compartment have been determined in stationary conditions on high idle and at full load, with engine Volvo TAD1342VE.

Sound pressure level L_{pA} [dB re 20 μPa]	81 dB
Sound power level L_{WA} [dB ew 1 p W]	117 dB

CONTROL SYSTEM, DASHBOARD AND DISPLAYS

Sandvik Intelligent Control System
Critical warnings and alarms displayed as text and with light
5.7" display with adjustable contrast and brightness
Instrument panel with illuminated switches
My Sandvik Digital Services Knowledge Box™ on-board hardware

FRAME

REAR AND FRONT FRAME

High strength structure with optimized material thicknesses. Reduced own weight for higher overall hauling capacity and long structural lifetime. Welded steel construction.

Central hinge with adjustable lower bearing
Tanks are part of the frame structure
Automatic central lubrication

ELECTRICAL EQUIPMENT

MAIN COMPONENTS

Alternator	24 V, 150 A
Batteries	2 X 12V, 950 CCA
Starter	24 V, 7kW
Driving lights	LED lights: 4 pcs in front 2 pcs in rear
Working lights	LED lights: 1 pc in rear of cabin 1 pc in side of unit
Parking, brake and indicator (blinkers) lights	LED lights: 2 pcs in front 2 pcs in rear
Control system	5,7" Color display, 3 modules, inbuilt system diagnostics
Reverse alarm (CE)	
Flashing beacon	
Reverse camera	



INCLUDED SAFETY FEATURES

FIRE SAFETY

Portable fire extinguisher, 12 kg (CE)
Hot side - cold side design
Isolation of combustibles and ignition sources
Heat insulation on exhaust manifold, turbo, and isolated exhaust pipe

ENERGY ISOLATION

Lockable main switch, ground level access
Emergency stop push buttons according to EN ISO 13850
Pressure release in the radiator cap
Automatic discharge for pressure accumulators (brake system and pilot circuit)
Frame articulation locking device
Mechanical dump box locking device
Wheel chocks and brackets

DOCUMENTATION

STANDARD MANUALS


Operator's Manual	English and other EU languages
Maintenance Manual	English and other EU languages
Parts Manual	English
Service and Repair Manual	English
ToolMan	2 x USB stick in pdf format, includes all the manuals
Decals	English and other EU languages

OPTIONS

Lower cabin height, 2445 mm
Cold climate package (incl. cabin heater, cabin window defroster and side mirrors with defrost system)
Cover grills for lamps
Gear limit
Spare rim 22.00-25/3.0 (for tyres 26.5R25)
Electrical retarder TELMA for Volvo TAD1362VE and TAD1342VE engines
Harsh conditions package
Proximity Detection System Interface
Control system tool kit
Driving direction lights (red / green)
Blue or clear flashing beacon
Jump start interface
Wiggins quick filling set for fuel and oils (hydraulic, engine and transmission)
Wiggins fuel filling system
Integrated Weighing System (IWS)
CE Declaration of conformity
CRN pressure accumulator
ANSUL Twin fire suppression system (CE)
Fire suppression system Eclipse™ with auto shutdown (CE)
Safety rails
Emergency steering (CE)
Tyre pressure monitoring system

OPTIONAL ENGINE

Diesel engine	Volvo TAD1362VE
Output	315 kW (422 hp)
Emissions	Euro Stage III B (Tier 4i)
Engine brake	No



GRADE PERFORMANCE

Volvo TAD1342VE, Tier 2 (3% rolling resistance, with lock-up)

Empty

Percent grade	0.0	2.0	4.0	6.0	8.0	10.0	12.5	14.3	17.0	20.0
					1:12	1:10	1:8	1:7	1:6	1:5
1st gear (km/h)	6.7	6.7	6.7	6.6	6.6	6.6	6.6	6.6	6.5	6.5
2nd gear (km/h)	12.0	11.9	11.8	11.8	11.7	11.7	11.6	11.5	11.5	11.4
3rd gear (km/h)	21.0	20.8	20.6	20.4	20.2	20.0	17.7	16.2	14.3	
4th gear (km/h)	37.4	36.8	36.2	30.5	25.7					

Loaded

Percent grade	0.0	2.0	4.0	6.0	8.0	10.0	12.5	14.3	17.0	20.0
					1:12	1:10	1:8	1:7	1:6	1:5
1st gear (km/h)	6.7	6.6	6.6	6.6	6.5	6.5	6.4	6.4	6.4	5.9
2nd gear (km/h)	11.9	11.7	11.6	11.5	11.4	10.3	9.0	8.2		
3rd gear (km/h)	20.7	20.3	18.9	15.5						
4th gear (km/h)	36.5	27.9								

Volvo TAD1362VE, Stage III B / Tier 4i (3% rolling resistance, with lock-up)

Empty

Percent grade	0.0	2.0	4.0	6.0	8.0	10.0	12.5	14.3	17.0	20.0
					1:12	1:10	1:8	1:7	1:6	1:5
1st gear (km/h)	6.1	6.1	6.1	6.0	6.0	6.0	6.0	6.0	5.9	5.9
2nd gear (km/h)	10.9	10.8	10.8	10.7	10.6	10.6	10.5	10.5	10.4	10.3
3rd gear (km/h)	19.1	18.9	18.7	18.5	18.3	18.1	17.0	16.2	14.4	
4th gear (km/h)	34.0	33.4	32.8	30.0	25.9					

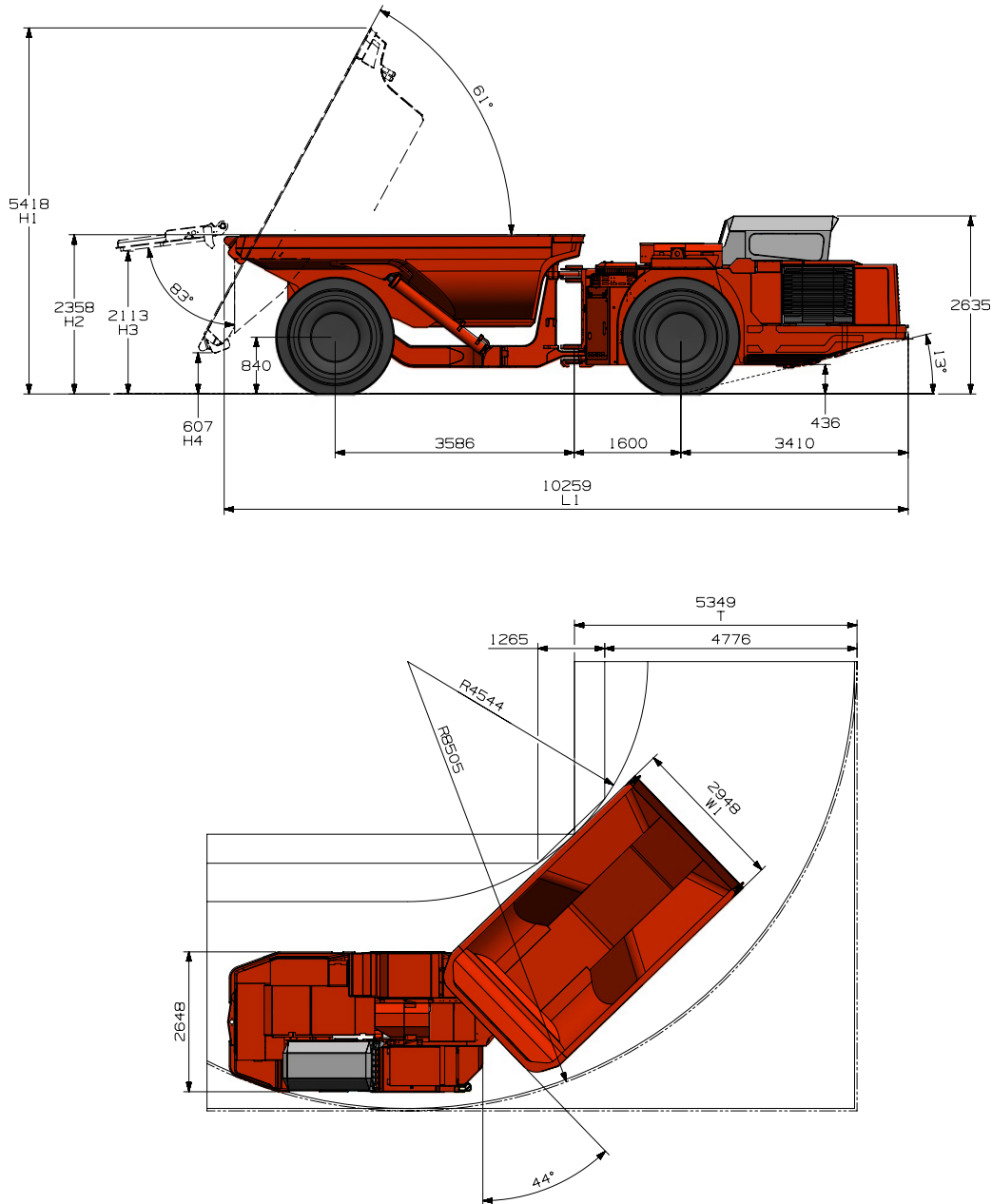
Loaded

Percent grade	0.0	2.0	4.0	6.0	8.0	10.0	12.5	14.3	17.0	20.0
					1:12	1:10	1:8	1:7	1:6	1:5
1st gear (km/h)	6.1	6.0	6.0	6.0	5.9	5.9	5.8	5.8	5.8	5.5
2nd gear (km/h)	10.8	10.7	10.5	10.4	10.3	9.8	9.0	8.2		
3rd gear (km/h)	18.8	18.4	17.6	15.5						
4th gear (km/h)	33.1	27.9								



DIMENSIONS WITH 14.5 M³ BOX

Dimensions are shown in millimeters and based on standard vehicle configuration (dump box for 2.3 t/m³ material, heaped volume definition with 44 mm tire deflection, unloaded). The dimensions are indicative only.



AVAILABLE BOXES

With 90% fill factor

Box capacity (m³)	14.5 m³	16 m³	18 m³	14 m³ ejector box
Material broken density (kg/m³)	2300 kg/m³	2100 kg/m³	1900 kg/m³	1900 kg/m³
Overall machine length (mm) L1	10 260	10 400	10 450	10 450
Dump position height max (mm) H1	5 420	5 630	5 700	-
Dumpbox spillguard (mm) H2	2 360	2 410	2 560	2 630
Ejector box tailgate height (mm) H3	-	-	-	2 113
Discharge height (mm) H4	610	450	410	830
Dumpbox width (mm) W1	2 950	2 950	2 850	2 860
Dumpbox turning radius (mm) R1	4 540	4 540	4 600	4 600
Minimum turning radius (mm) T	5 350	5 350	5 310	5 300

